

North Northamptonshire Council

Schools Forum

2022-23 Primary & Secondary School Budget Options



North
Northamptonshire
Council

Introduction

2022-23 School Budgets Fundamental Criteria:

NNC Schools Forum in the December 2021 meeting agreed to:

- Transfer 0.5% from Schools Block to High Needs Block
- Set aside £700,000 for Explicit Growth Fund for 2022-23. However as there is currently an overspend on Growth Fund in 2021-22, Growth Fund had to be revised to £750,000 for 2022-23
- Set a Minimum Funding Guarantee of 2%
- Cap and Scale as required to balance the Schools Block DSG

2022-23 Schools Block DSG Budget

	2022-23 Schools Block DSG	£254,876,162.00
Less:	Transfer 0.5% from Schools Block to High Needs Block	-£1,274,380.81
Less:	Explicit Growth Fund	-£750,000.00
	Available for Individual School Budgets	£252,851,781.19
	Budget required applying 2% MFG	£253,155,235.88
	Budget Shortfall	-£303,454.69



Reason for Shortfall

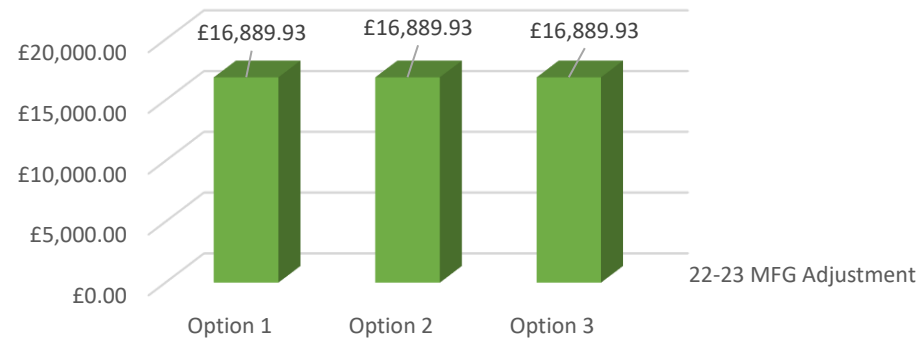
19 Primary Schools did not meet the basic requirement of 2% Minimum Funding Guarantee (MFG)

	Number of Schools
Less than 0%	3
0% - Less than 1%	4
1% - Less than 1.5%	4
1.5% - Less than 2%	8
Total	<hr/> 19 <hr/>

Example 1: Impact of School that received less than 2% MFG

Options	22-23 MFG Unit Value	21-22 MFG Unit Value	MFG % change	MFG Value adjustment	22-23 MFG Adjustment	22-23 Post MFG Budget	Minimum per pupil funding: post MFG minimum funding per pupil rate
Option 1	£3,752.64	£3,790.94	-1.01%	3.01%	£16,889.93	£703,624.75	£4,689.05
Option 2	£3,752.64	£3,790.94	-1.01%	3.01%	£16,889.93	£703,624.75	£4,689.05
Option 3	£3,752.64	£3,790.94	-1.01%	3.01%	£16,889.93	£703,624.75	£4,689.05

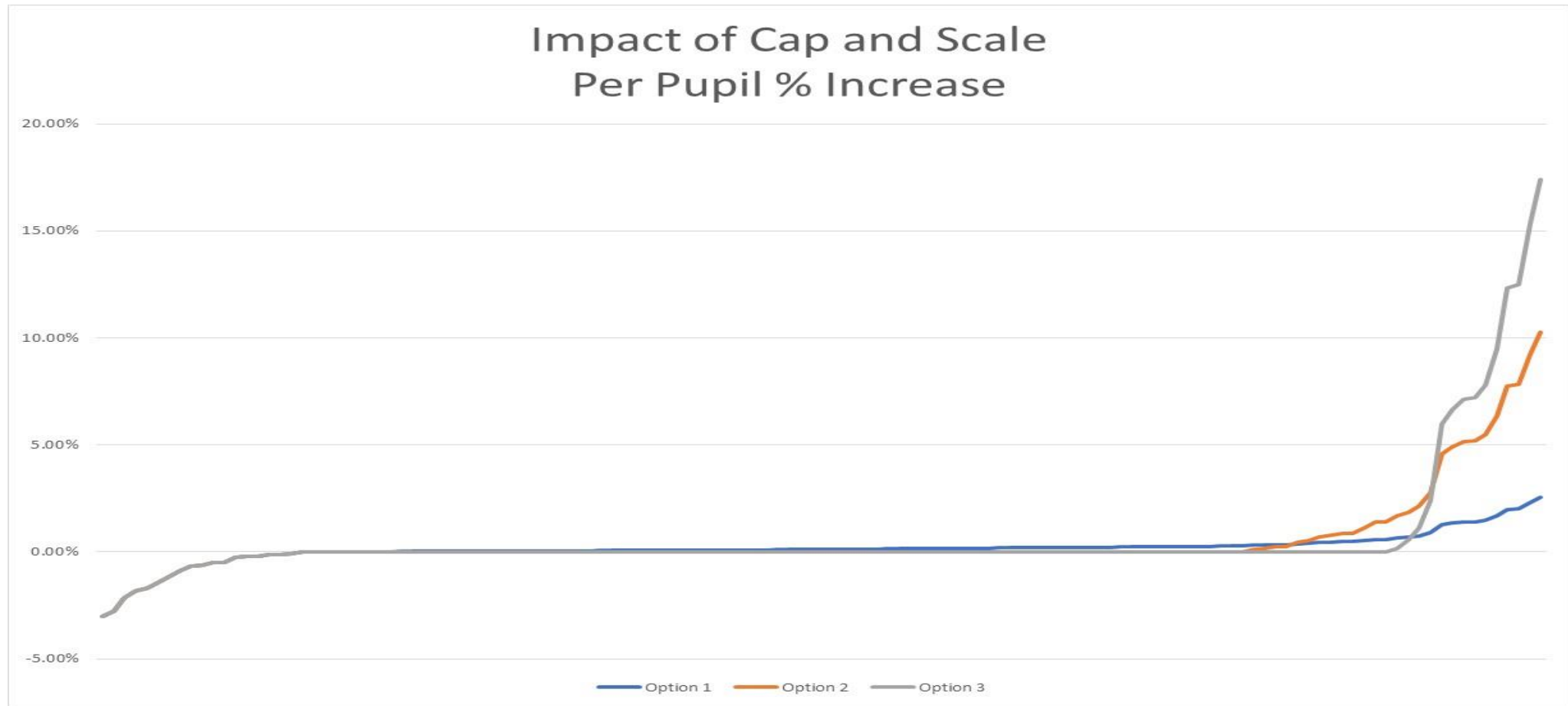
22-23 MFG Adjustment



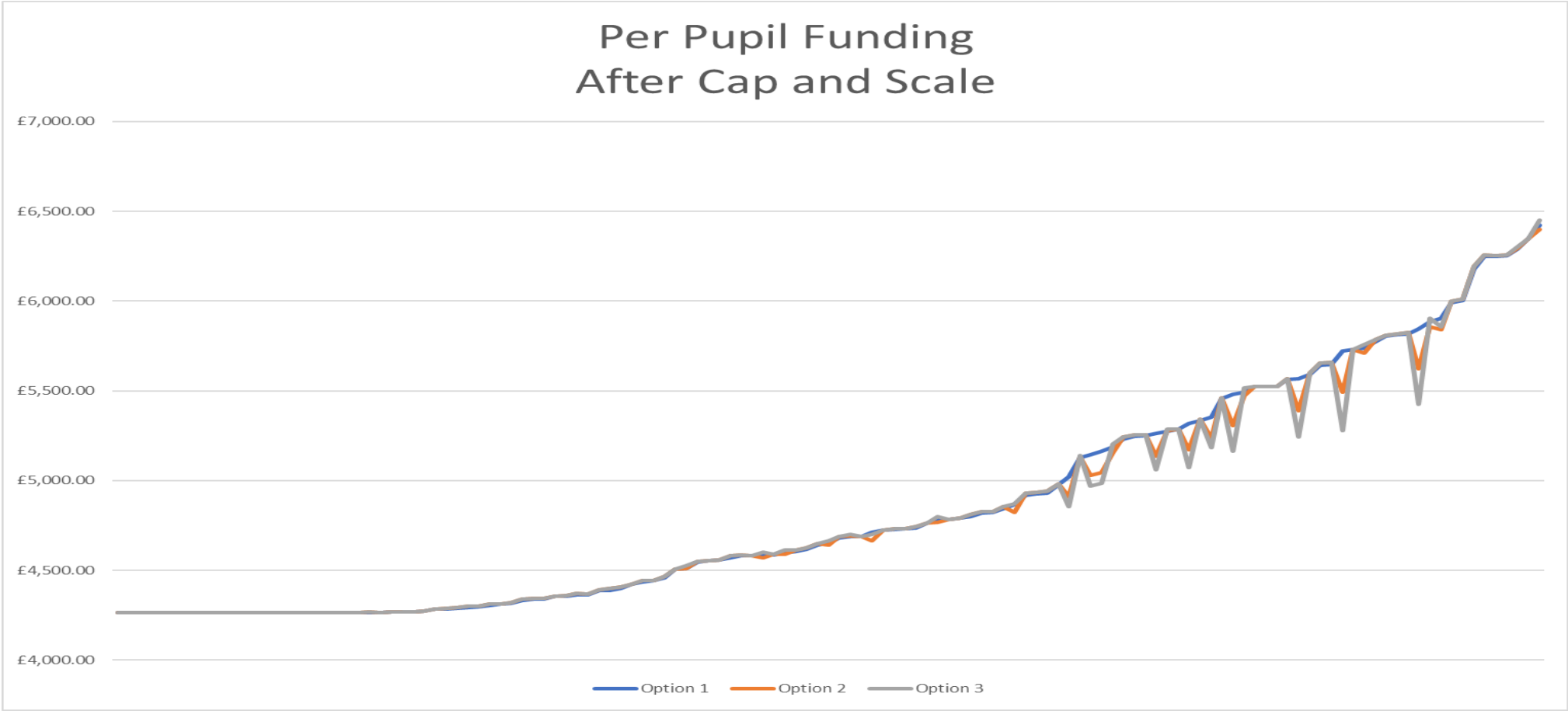
Options to Address School Budget Shortfall

Option 1	2% CAP and 10.95% Scale	£303,454.69
Option 2	4.57% CAP and 50% Scale	£303,454.69
Option 3	7.72% CAP and 100% Scale	£303,454.69

Impact of Cap and Scale – Per Pupil % Increase



Impact of Cap and Scale – Per Pupil Funding



Option 1: 2% CAP and 10.95% Scale

Number of schools affected : 86

Amount of Loss to School due to Cap Number of Schools

Less than 0.1%	16
0.1% - Less than 0.5%	53
0.5% - Less than 1%	7
1% - Less than 1.5%	5
1.5% - Less than 2%	2
2% or more	3
Total	86

Option 2: 4.57% CAP and 50% Scale

Number of schools affected : 27

Amount of Loss to School due to Cap	Number of Schools
Less than 1%	10
1% - Less than 2%	5
2% - Less than 3%	2
4% - Less than 5%	2
5% - Less than 6%	3
6% - Less than 7%	1
7% - Less than 8%	2
9% - Less than 10%	1
10% or more	1
Total	27

Option 3: 7.72% CAP and 100% Scale


Number of schools affected : 14

Amount of Loss to School due to Cap	Number of Schools
Less than 1%	2
1% - Less than 2%	1
2% - Less than 3%	1
5% - Less than 6%	1
6% - Less than 7%	1
7% - Less than 8%	3
9% - Less than 10%	1
12% - Less than 13%	2
15% - Less than 16%	1
17% or more	1
Total	14

Example 2: Impact on Small MFG Gain School

Options	22-23 MFG Unit Value	21-22 MFG Unit Value	MFG % change	MFG Value adjustment	22-23 MFG Adjustment	22-23 Post MFG Budget	Minimum per pupil funding: post MFG minimum funding per pupil rate
Option 1	£5,674.51	£5,543.04	2.37%	-0.04%	-£2,067.14	£5,350,594.74	£5,805.11
Option 2	£5,674.51	£5,543.04	2.37%	0.00%	£0.00	£5,352,661.88	£5,807.37
Option 3	£5,674.51	£5,543.04	2.37%	0.00%	£0.00	£5,352,661.88	£5,807.37

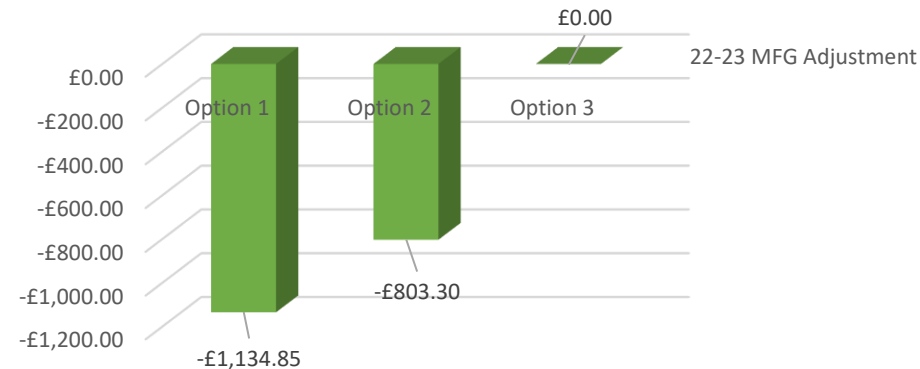
22-23 MFG Adjustment



Example 3: Impact on Mid MFG Gain School

Options	22-23 MFG Unit Value	21-22 MFG Unit Value	MFG % change	MFG Value adjustment	22-23 MFG Adjustment	22-23 Post MFG Budget	Minimum per pupil funding: post MFG minimum funding per pupil rate
Option 1	£3,656.11	£3,480.77	5.04%	-0.33%	-£1,134.85	£525,017.62	£5,275.77
Option 2	£3,656.11	£3,480.77	5.04%	-0.24%	-£803.30	£525,349.17	£5,279.15
Option 3	£3,656.11	£3,480.77	5.04%	0.00%	£0.00	£526,152.47	£5,287.35


22-23 MFG Adjustment



Example 4: Impact on Large MFG Gain School

Options	22-23 MFG Unit Value	21-22 MFG Unit Value	MFG % change	MFG Value adjustment	22-23 MFG Adjustment	22-23 Post MFG Budget	Minimum per pupil funding: post MFG minimum funding per pupil rate
Option 1	£3,735.42	£2,985.17	25.13%	-2.53%	-£5,824.23	£442,533.98	£5,722.65
Option 2	£3,735.42	£2,985.17	25.13%	-10.28%	-£23,636.97	£424,721.24	£5,491.31
Option 3	£3,735.42	£2,985.17	25.13%	-17.41%	-£40,015.03	£408,343.18	£5,278.61

22-23 MFG Adjustment



Options for Decision

- Option 1 re-distributes the Schools Funding Formula applying the principle that all schools will receive a MFG of 2%
- Option 2 caps the bigger gainers 4.57% and above at 50% of their gain
- Option 3 caps the biggest gainers 7.72% and above at 100% of their gain